

WARNING

Buyer/User assumes all responsibility for safety and proper use not in accordance with the directions and safety labels.



HELIOS®

HO T5-IV FIXTURE

- Euro size bulbs included: 11,000k Daylight and Super Blue
- Sleek aluminum hood
- 95% reflective parabolic reflector
- Solid state electronic ballast
- Silicone resistant endcaps
- Fits all universal Euro size bulbs
- High lumen output
- On/Off switch with 6 ft. power cord
- Cool operation
- Modular
- Patent pending

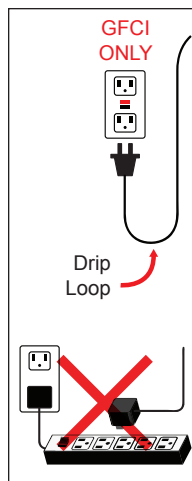
“NDA” No Dark Area Helios®

Standard light fixtures that use standard American light bulbs available in the states are not made to illuminate the complete aquarium. In fact, a 24 in. bulb is used in a 36 in. aquarium kit thus 30% of the aquarium is without light. Helios® HO T5-IV Fixtures are custom tailored with Universal Euro size bulbs, meaning it lights your aquarium completely from end to end.

WARNING AND SAFEGUARD

- » **This product may contain chemicals known to the State of California to cause cancer and/or birth defects or other reproductive harm. Wash your hand after handling the product.**
- » **Hg lamp contains Mercury. Manage in accordance with disposal laws. See: www.lamprecycle.org**
- » **It is your sole responsibility to verify that the plug and receptacle are clean/free of moisture and salt build up at all times. The receptacle must be free of water, salt, calcium, and magnesium. Failure to do so may cause fire and/or loss of life.**
- » **Do not plug into an extension cord.**
- » **The national code requires all aquarium equipment to be plugged into a G.F.C.I. (Ground Fault Circuit Interrupter) electrical outlet. If you do not have a G.F.C.I., have an electrician install one prior to operating any aquarium components.**

1. Read and follow all instructions.
2. Bulb can be HOT. Handle with care. Never touch the bulb while operating.
3. Use this product for its intended use only.
4. Do not operate if the plug or wire is damaged. Discard unit.
5. Do not place above an open top aquarium.
6. The light fixture and connections need to be free of water, moisture and salt build-up at all times. Failure to do so will cause electrical arcing resulting in fire and/or electrical shock.
7. The light fixture must be turned off/disconnected from the power supply before weekly maintenance on either the light fixture or the aquarium.
8. Verify that hands are dry prior to disconnecting the power.
9. To reduce the risk of electrocution, keep all connections dry.
10. Never let light fixture come in contact with water.
11. If the light fixture falls or comes into contact with water/excess moisture, unplug the light fixture from the power supply before removing. Failure to do so may cause electrical shock or injury.
12. Never yank or pull the cord from the electrical outlet.



DIRECTIONS FOR INSTALLATION

INSTALLATION:

1. Remove protective plastic from the reflector.
2. The bulb may have shifted through shipping process. Therefore, verify the bulb pins are placed properly in the light bulb sockets.
3. Confirm the silicone water resistant endcaps are installed properly. The endcaps should be completely over the light bulb socket (*Diagram 1*).
4. Insert the fixture legs into the tracks on the bottom of the fixture to elevate the hood above the aquarium (*Diagram 2*) – **DO NOT PLACE OVER AN OPEN TOP AQUARIUM.**
5. Plug the unit directly into a G.F.C.I. outlet.

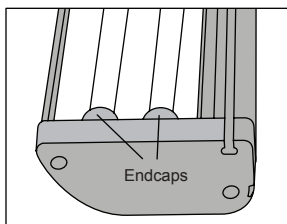


Diagram 1

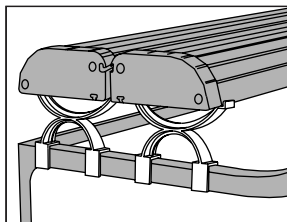


Diagram 2

CONNECTING FIXTURES:

The T-joint brackets enable the fixture to be hung over the aquarium. Secure the cable to the T-joint brackets. Follow manufacturers guidelines for installation on the hanger. Items required: T-joint brackets (sold separately).

1. Slide the T-joint bracket into Track A on each side of the fixtures. Avoid any angles. Both hoods must be level and placed on a flat surface (*Diagram 3*).
2. The T-joint bracket must be positioned a minimum of 4" from the end of the fixture (*Diagram 4*).

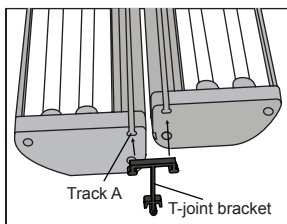


Diagram 3

NOTE: To hang the hood straight, both T-joint brackets must be the same distance from the end of the fixture. Handle with care!

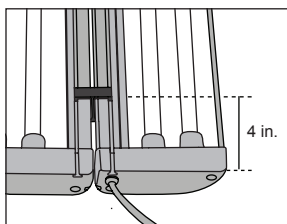


Diagram 4

Replace with genuine Helios® Euro size bulbs

NOTE: Bulb must be replaced every 6 months for proper performance.

Bulb color available in: 11,000k Daylight, Ultra Spectrum Grow (USG), Actinic Blue O3, Super Blue, and Full Spectrum Day 90+ 6,700k. Sizes available: 24w/21in. , 39w/33in. , 54w/45in.

LIMITED WARRANTY

Commodity Axis® Inc. warrants that the Helios® HO T5 IV Fixture is free from defects for a period of six months from the initial date of purchase shown on the original cash register receipt. Commodity Axis® Inc. disclaims all other warranties of merchantability and/or fitness for a particular purpose. Although this limited warranty gives you specific rights, you may have other rights that vary from state to state. This warranty is void if failure of the Helios® HO T5 IV Fixture or any part, sealant or component thereof is due to (i) misuse, (ii) tampering, (iii) negligence, (iv) misapplication, (v) abuse, (vi) accident and/or (vii) failure to properly (a) maintain, (b) clean, (c) proper bulbs, (d) reassemble, (e) keep unit away from coming into contact with water and/or use Helios® HO T5 IV Fixture with a Ground Fault Circuit Interrupter (GFCI).

CONSUMER REMEDIES

Commodity Axis® Inc.'s entire liability and your sole exclusive remedy be, either repair or replacement of the Helios® HO T5 IV Fixture only if you return the defective Helios® HO T5 IV Fixture directly to Commodity Axis® Inc. with the original receipt in the original box along with \$20.00 for shipping and handling. Do not send the Helios® HO T5 IV Fixture by insured mail. The Helios® HO T5 IV Fixture may be sent by UPS requiring signature upon arrival. Any replacement Helios® HO T5 IV Fixture will be warranted for remaining of the original warranty period. In no event shall any shipping charges be reimbursed. In no event will Commodity Axis® Inc. be liable for any consequential or incidental damages including, but not limited to loss of life, personal injury, property damage, damaged equipment, lost profits, lost wages, lost savings, lost income, etc. Some states do not allow for these limitations or exclusion of liability for incidental or consequential damages, so the above exclusion may not apply to you.

HO T5-IV REGISTRATION CARD ONE (1) YEAR WARRANTY

Name	Date	
Address		
City	State	Zip code
Country	Home phone	
Cell phone	Email	
Date of purchase	Seller (Retail Name)	
Seller's Location		Phone

Please mail warranty card and proof of purchase within 15 days of purchase to:
Commodity Axis® Inc., P.O. Box 1210, Camarillo, CA 93012.
Fax: (888) 989-0878 www.ViaAquaOceanpure.com

IMPORTANT: Please make a copy of this warranty card and retain it for your records. Warranty policy is subject to change without notice. August 2009.

© 2009 Commodity Axis, Inc. Made in China.

All rights reserved. Specifications are subject to change without notice.



COMMODITYAXIS
COMMODITY AXIS INC.