

WARNING

Buyer/User assumes all responsibility for safety and proper use not in accordance with the directions and safety labels.



VITALIFE™ HANG-ON POWER FILTER

- » Complete with Biological filter
- » Adjustable surface skimmer (M200)



ViaAqua®

FEATURES

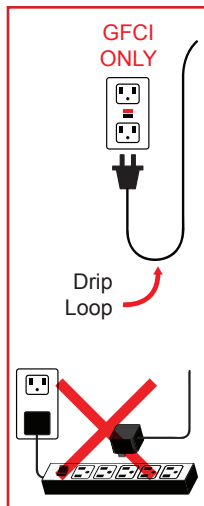
The ViaAqua® VITALife™ Hang-on Power Filter is equipped with a mechanical filter, chemical carbon filter and a large biological filter. Unit is user friendly and includes an easy to change filter cartridge for easy filter maintenance.

PRECAUTION AND SAFEGUARD

WARNING

- » **The UV lamp used in this unit produces harmful ultraviolet radiation. Never look directly at lamp as damage to eyes will occur. Always disconnect the power supply before opening the unit for service. Failure to do so will expose the user to harmful UV radiation.**
- » **This product may contain chemicals known to the State of California to cause cancer and/or birth defects or other reproductive harm. Wash your hand after handling the product.**
- » **It is your sole responsibility to verify that the plug and receptacle are clean/free of moisture and salt build up at all times. The receptacle must be free of water, salt, calcium, and magnesium. Failure to do so may cause fire and/or loss of life.**
- » **Do not plug into an extension cord or power strip.**
- » **A drip loop must be used when plug into any electrical devices. A drip loop is part of the cord hanging below the receptacle.**
- » **The national code requires all aquarium equipment to be plugged into a G.F.C.I. (Ground Fault Circuit Interrupter) electrical outlet. If you do not have a G.F.C.I., have an electrician install one prior to operating any aquarium components.**

- * Read and follow all precautions, safeguards and instructions.
- * Use this product for its intended use only
- * Never yank or pull the cord from the electrical outlet.
- * Do not operate if the plug or wire is damaged.
- * Do not operate without water.
- * The ultraviolet sterilizer must be turned off prior to shutting off the water to the ultraviolet sterilizer.
- * Verify that hands are dry prior to disconnected the power.
- * To reduce the risk of electrocution keep all connections dry.
- * If the product is to fall into the water, unplug the unit first then retrieve the unit from the water. If any of the electrical components get wet unplug immediately.
- * Although the ballast is water resistant do not place the ballast in area where it can come in contact with water.



INSTALLATION

1. Place on the aquarium
2. Assemble the surface skimmer and intake strainer See Diagram 1a
3. The surface skimmer needs to be adjusted so that the water level is at the middle of the slots.
4. Remove the filter cartridge.
5. Remove the plastic bag and insert back in filter
6. Fill the unit with aquarium water
7. Adjust flow control if needed
8. Plug the unit into a GFCI electrical outlet

PART LIST

1. Biological filter
2. Mechanical and mechanical filter

MAINTENANCE

Prior to working on any electrical appliances, you must disconnect all electrical aquarium devices.

1. To insure a properly working filter change the filter cartridge every 3-4 weeks.

- A. Remove the filter cartridge and replace.
- B. Bio-grid does not need to be replaced. Clean with aquarium water and place back into the filter. Do not clean with tap water as this will kill beneficial bacteria.

2. To insure a properly operating filter clean the impeller every month




- A. Remove the filter from the aquarium
- B. Remove water
- C. Remove the pump by rotating counter clockwise
- D. Clean the impeller and shaft well
- E. With a small brush clean the inside of the impeller well
- F. Reassemble
- G. Apply a small amount of silicone lubricant to the o-ring and reinstall pump.
- H. Follow installation instructions

3. Clean intake strainer and intake tube

- A. Remove the intake tube and intake strainer and clean with a bottle brush

Specifications of the product:

Item no.	Description	Capacity	GPH	Case Lot	UPC #0069037
SWM 118	M100	5 - 15 gal.	100 GPH	12	1526 3
SWM 180	M200	15 - 40 gal.	190 GPH	12	1527 0



Replacement Parts:

Item no.	Description	Capacity	Case Lot	UPC #0069037
SWM 118-1	Filter Cartridge for M100	1 pack	96	1594 2
SWM 118-3	Filter Cartridge for M100	3 pack	36	1595 9
SWM 118-6	Filter Cartridge for M100	6 pack	18	1596 6
SWM 180-1	Filter Cartridge for M200	1 pack	60	1597 3
SWM 180-3	Filter Cartridge for M200	3 pack	18	1087 9
SWM 180-6	Filter Cartridge for M200	6 pack	12	1088 6

LIMITED WARRANTY

Commodity Axis Inc. warrants that VITALife™ Hang-on Power Filter is free from defects for a period of one year from the initial date of purchase shown in the original cash register receipt. Commodity Axis Inc. disclaims all other warranties of merchantability and/or fitness for a particular purpose. Although this limited warranty gives you specific rights, you may have other rights that may vary from state to state. This Warranty is void if the failure of the VITALife™ Hang-on Power Filter or any part, sealant or component there of is due to (i) misuse, (ii) tampering, (iii) negligence, (iv) misapplication, (v) abuse, (vi) accident and/or (vii) failure to properly (a) maintain, (b) clean, (c) proper bulbs, (d) reassemble, (e) keep unit from coming in contact of water and/or use the VITALife™ Hang-on Power Filter with a Ground Fault Circuit Interrupter (G.F.C.I.).

CONSUMER REMEDIES

Commodity Axis Inc. entire Liability and your sole exclusive remedy be, either repair or replacement of the VITALife™ Hang-on Power Filter only if you return the defective VITALife™ Hang-on Power Filter directly to Commodity Axis Inc. with the original receipt in this original box along with fifteen dollars (\$15.00) for shipping and handling. Do not send the VITALife™ Hang-on Power Filter by insured mail. The VITALife™ Hang-on Power Filter may be sent by UPS requiring signature upon arrival. Any replacement VITALife™ Hang-on Power Filter will be warranted for remaining of the original warranty period. In not event shall any shipping charges be reimbursed. In no event will Commodity Axis Inc. be liable for any consequential or incidental damages including, but not limited to, loss of life, personal injury, property damage, damaged equipment, lost profits, lost wages, lost savings, lost income, etc. arising out of the use of the VITALife™ Hang-on Power Filter. Some states do not allow for the limitation or exclusion of liability for incidental or consequential damages, so the above exclusion may not apply to you.

WARRANTY REGISTRATION CARD

- Product owners ***MUST*** register their purchase with Commodity Axis, Inc. for their warranty benefits to be in effect. Unregistered products are not eligible for warranty.
- Fill out the warranty registration card included in this box to activate the limited warranty program. It ***MUST*** be completed and submitted ***within 30 days of product purchase***.
- Send completed form along with a copy of the original retail receipt as proof of purchase to:

Commodity Axis, Inc.

P.O. Box 1210, Camarillo, CA 93012

Fax: 888 989 0878 www.ViaAquaOceanpure.com

- Please make a copy of this warranty card and retain it for your records.

VITALIFE™ REGISTRATION CARD

ONE (1) YEAR WARRANTY

Personal Information

Name		Date
Address		
City	State	Zip code
Country	Home phone	
Cell phone	Email	
Date of purchase		Seller (Retail Name)
Seller's Location		Phone

*Affix a copy of your original purchase receipt here.

IMPORTANT: Please make a copy of this warranty card and retain it for your records.

Warranty policy is subject to change without notice. August 2009.

© 2009 Commodity Axis, Inc.

Made in China. All rights reserved.

Specifications are subject to change without notice.

